

60m³/h Mobile Concrete Mixing Plant

[60m³/h Mobile Concrete Mixing Plant](#) is special construction concrete equipment designed by our company as module. It is applied for airport way, wharf, road, bridge and so on, It can also be used for the large and emergency repair construction operation. It can be installed quickly on site. This mixing plant is consisted by mixer, batching system, feeding system, weighing system, cement silo, screw conveyor and all the necessary equipment, and they are designed as module .So We can deliver YHZS series concrete plant easily by container, and install quickly on site and get it to run without debugging. This equipment has the characteristic of high automatic, well mixing, high productivity, high flexibility, convenient operation, and good stability.



60m³/h Mobile Concrete Mixing Plant Basic Performance Parameters

1 . Mixing Model : HZS-50/60

2 . Productivity : 50m³/h

3 . Main Mixer

Model : MSO1500/1000 (Discharge capacity : 1000L)

Motor Power:2×18.5kw

4 . Aggregate Hopper Capacity: 3×10 m³

5 . Weighing Method Aggregate、Cement、flyash、water、Additive :

Measured separately

6 . Weighing range:

Aggregate : 3000 kg

Cement : 600 kg

flyash : 200 kg

water : 400 kg

Additive : 50kg

7 . Weighing Accuracy : Aggregate : $\pm 2\%$

Cement、flyash、 water、 Additive : $\pm 1\%$

8 . Installed Powder : 100 kw

9 . Discharge Height : 3800 mm

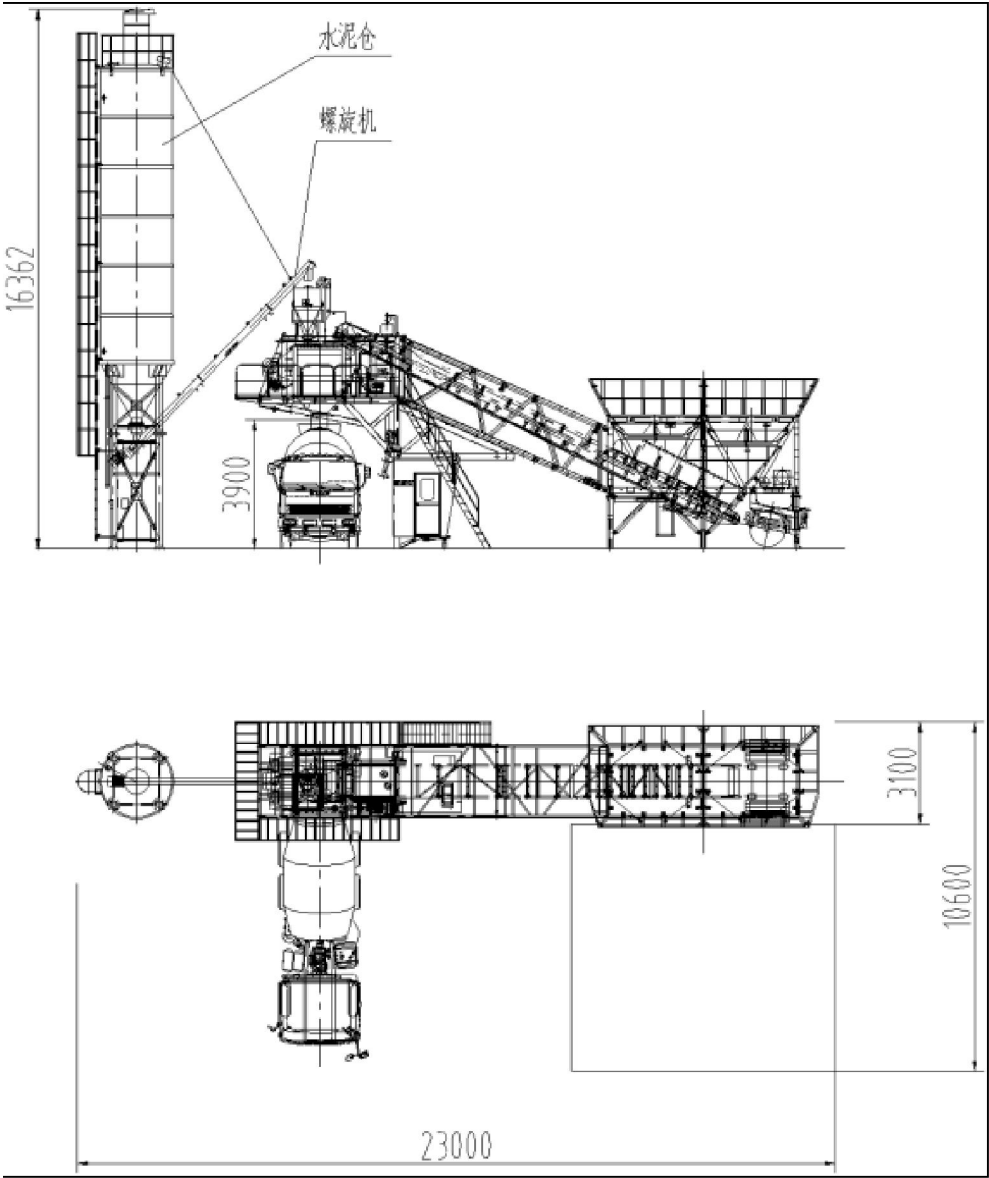
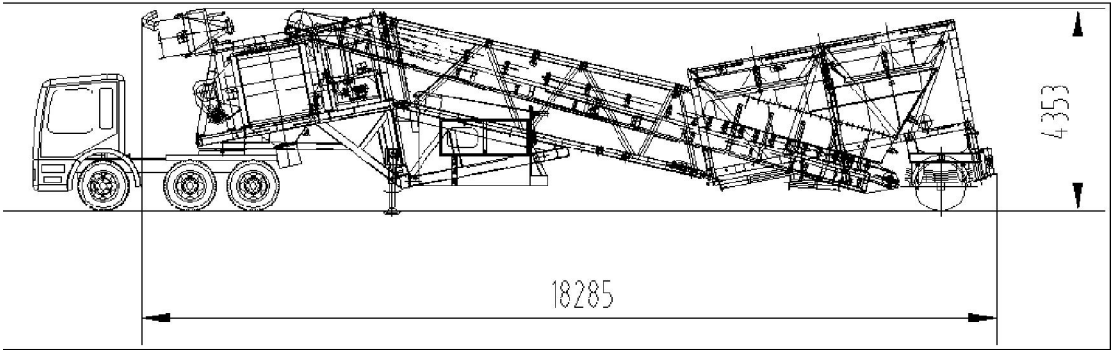
10. Total Powder : 380V/50Hz

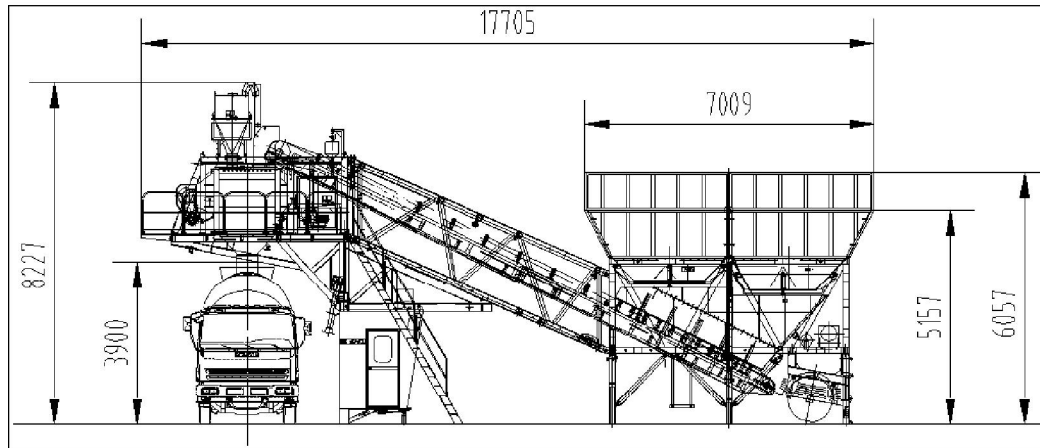
60m³/h Mobile Concrete Mixing Plant Configuration list & Quotation

Item	Configuration	Specification
1. Proportioning system	Aggregate bin	2x11m ³ or 4 x 5.5m ³
	Cylinder	SI-100-300
	Vibrator	MVE200/3
	Frame	
2. Aggregate weighing & hoisting system	Herringbone belt	650mm width , 26°
	Electric Roller	15.0KW
	Tightening device	
	Belt cleaner	
	Upper & Lower supporting roller	
	Aggregate metering bin	
	Vibrator	MVE100/3
	Weighing sensor	
	Machine frame	
3. Mixing engine	JS1200 steel structure	
	Reducer	309
	Motor	22KW
	Discharge system	
	Lubricating system	
	Shaft end seal part	

4. Mixing Tower	Materials Collecting Bucket	
	Mingxing layer	
	Upper Supporting Frame	
	Stairways	
	Vibrator	MVE100/3
	Connecting Frame	
5. Water weighing system	Water weighing box	
	Weighing sensor	
	Water pump	
	Pipeline	
6. Cement weighing system	Metering bin	
	Weighing sensor	
	Butterfly valve	V1FS250SN-CP101
	Vibrator	MVE60/3
7. Additive weighing system	Additive weighing box	
	Pipeline	
	Weighing sensor	
	Butterfly valve	
	Additive pump	
8. Pneumatic system	Air compressor	
	Electromagnetic valve	
	Pipe passage system	
	Air storage	CQG-0.1
9. Travelling System	Pull Dowel	
	Supporting Leg	
	Brake Rear Axle	
	Taillight, Indicating Lamp	
10. Electric control system	Control Cabinet	
	Control room	
	Computer	IPC810
	Display	17"
	Contactactor, Automatic switch	
	Relay	
	PLC	
	Weighing transmitting instrument	
	UPS	TG500
	Air condition	1p
	Electric control assistant component	
	Printer	KX-P1121
	Connecting cable and accessory	

General layout of YHZS60 mobile concrete mixing plant





Installation of YHZ60 mobile concrete mixing plant



Installation Preparations what mobile concrete mixing plant

concrete batching Plant installation is the greatest guarantee the safe use later, so preparatory work prior to installation we also need to do the full job, then how will the concrete mixing station installation to maximize the potential, we must do the rational and bar below haomei to resolve concrete mixing station preparations have?

- 1, the first given by the manufacturer in accordance with the concrete batching Plant installation foundation plans, and prepare the ground and embedded. Installed base must be solid, consistent architectural design specifications.
- 2, good planning construction of access roads, temporary schwing concrete placing booms bridge, wharf and stockpiling area, and undertake leveling, not only did water, electricity, land leveling.
- 3, assembly concrete batching Plants hoisting equipment, such as cranes, tower vehicles, the installation process is not only to choose the right position, the more important is that we must use professional operators to install.
- 4, concrete batching Plantis mainly responsible positions in their own due diligence to ensure that every job acceptance, the only way to ensure safe and efficient work. Security is no small matter concrete mixing station, so we must not relax, only to lay a good foundation for a solid backing, so in order to produce efficiently must be taken seriously for each job.



To install a concrete batching plant correctly is very important to productivity of concrete batching plant. Here are some installation steps to install a concrete batching plant

Installation steps of concrete mixing plant

- (1) Installation of finished material adhesive tape conveyor Expand finished material adhesive tape conveyor at its bends and then put frame on the base. Next, link legs with conveyor as well as the bracing piece and lifting lug. Thirdly, lift the front of conveyor and like legs and bracing piece well. Finally, fasten anchor bolt of legs well.
- (2) Installation of host and powder batching system Sling the rack of host and put it on the base. Then fasten its anchor bolt.
- (3) Installation of storage bin Sling storage bin and rise up legs. Link walking board, ladder and storage bin well.
- (4) Installation of aggregate dosing machine sling aggregate dosing machine to put it on the base. Link blank as well as heightening plate and blank. Next, expand aggregate conveyor. Link rack to make motorized pulley align cover hole center of concrete mixer. Finally, fasten anchor bolt.
- (5) Installation of cement silo Assemble all parts of cement silo well on the ground and then lift cement silo. Make support of it orient to power batching system and then fasten it. In the end, fasten anchor bolt.
- (6) Installation of screw conveyor Sling screw conveyor. Link spherical hinge of screw conveyor and discharging outlet of cement silo well to make discharging outlet align feeding inlet. Then link conveyor and lifting lug of cement silo by steel wire rope. Finally, fasten anchor bolt.
- (7) Lift water pump to a proper position and link output pipe well.
- (8) Put air compressor at one side of storage bin. Link exit of air compressor with entrance of gas control box. Lead exit of gas control box to air tube of cement silo.



After completion of the concrete mixing plant produce what issues need attention

concrete batching plant will be some unforeseen problems in production, it requires staff each position must be serious and responsible, to ensure that the production of some minor problems can be solved in time, but after the completion of production requires concrete batching station clean-up work, so as to ensure the efficient production next. So today we take a look at the concrete batching plant After production problems which need attention.

- 1, frozen season, was completed pump should be exhausted, additional coolant pump, water tank, additional agent tank, water, additives in the pipeline residual water, additives to prevent damage to Diesel concrete pump the pump and tubing, and start the pump additional coolant pump operate for 1-2 minutes.
- 2, clean the batching tank inside and outside wall fouling, the discharge mouth, concrete residue agitator shaft and discharge door, where rinse with water, if necessary, add a small amount of stone and water, stirring for several minutes release. Water for washing cars, and for the additional agent tank system.
- 3, the lubrication points are located out door shaft mixer, each hopper and weighing Doumen shaft, tape transport, machine roller, roller, roller bearings, drive chains, screw shaft, the lower bearing and host large gear, etc.
- 4, adjusted when checking blades, scraper, stirring arms and other necessary clearance for wear or replaced; vibrators without loosening bolts; check the electrical contact device; static and dynamic contact relay damage and burnout. These are concrete batching plant production work after the completion of the inspection and maintenance issues, although more complicated, but we must make these basic smooth production work can only be assured of.

packing & shipping

concrete batching Plant

Packaging Details:

the host machine and other steel frame structure packed nakedly in the container; the electric items and installation components packed with strong and standard wooden packages. A wooden-box with the size of 60cm*60cm*60cm will be used for small items like bolt, nut, screw etc.

- 1. Container guarantee to not be damaged at the shipping.
- 2. Protective Packaging

- 3. Protective packaging according to the characteristics of the products. Packages after the water spray test, no water leakage.
- 4. Proof packaging Take the necessary measures moisture proof packaging goods.
- 5. Rust-proof packaging Products sealed with rust-proof material has a very good rust resistance, easy to remove







shipping:

by sea or by train; we have rich experience of shipping by sea or by train;



<http://haomei.biz/products/mobile-concrete-mixing-plants/250-mobile-concrete-mixing-plants.htm>
1

About Haomei

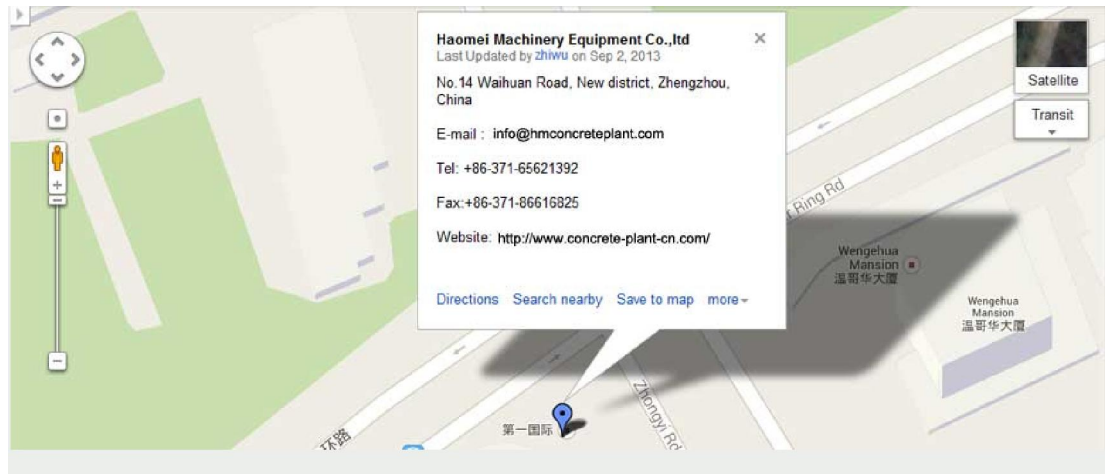
Haomei machinery equipment co., Ltd is located in the famous machinery capital of Zhengzhou, China. We are professional machinery products manufacturer- featuring a wide range of quality mobile concrete mixer, concrete batching plant, mobile concrete plant, concrete pump, truck pump with boom, truck mixer, etc. We adhere to the policy of "QUALITY FIRST AND INTEGRITY WINS" to cooperate with clients from all over the world. Seeking for long-term relationship and mutual benefit is our unstoppable goal.

Our company covers over 100 acres with workshop area of more than 50,000 square meters has 5 branches. We have over 1000 technical workers and 80 engineers equipped with advanced producing and inspecting machines with strict management. We focus greatly on our products quality and with such quality our products have been receiving admiration by clients from over 30 provinces in China and royal clients from overseas..

We categorize files for clients by computer so that we can view clients feedback and comments in time, tracking services and long-term warranty. In this way our clients will feel assured and comfortable in using our equipments..

Our main product: JZC/JZM250, 350, 500, 750 movable concrete mixers, PLD800, 1200, 1600, 1800, 2400, 3200, 4800 batchers, LSY series cement screws, HZS25, 35, 50, 60, 75, 90, 120, 150, 180, 240 concrete batching plant, YHZS25, 60, 75 mobile concrete batching plant, HBT series concrete pumps, truck-mounted boom pumps and truck mixers with different

capacities. We are confident to attract our clients from all over the world with our best quality concrete batching machines in China!.



Haomei Machinery Equipment Co.,Ltd

Add : No.14 Shangwu Outer Ring Rd, New District, Zhengzhou, China.

E-mail:info@hmconcreteplant.com

Tel: +86-371-65621392

Fax:+86-371-86616825

Website: [http:// haomei.biz](http://haomei.biz)

<http://haomei.biz/products/mobile-concrete-mixing-plants/252-mobile-concrete-mixing-plants.htm>